




TRM-369 FP

HIGH-SPEED SHRINK WRAPPING MACHINE




Technical overview

The automatic system which controls both the packs infeed and the multipack collation is the main feature for this high speed machine. The final packages produced result in highly merchandisable multi packs. The multipack format is obtained automatically through the packs pre-collating station. The required configuration for each pack size is produced automatically through the pre-collating group. To ensure a perfect alignment of the packs forming the bundles, the movement on the conveyor is done by a horizontal guided bar.




Packs, during the feeding cycle, are wrapped in film before they enter the shrink-tunnel resulting in a tightly wrapped final bundle. This operation is done by a cut and seal unit that ensure the perfect closure of the bundles.



Pre-grouping packs gets into the film cover section; in this stage packs are fully wrapped and sealed at the bottom.

Immediately after this, the process continues arriving at the cut and sealing section, where single bundles are formed cutting and sealing the film. Now products are ready to go through the shrink tunnel obtaining the final product.

The shrink-tunnel is designed to ensure efficient energy consumption through the use of highly effective insulating material with maximum heat transfer properties.



Functional characteristics

- Components lubrication;
- Easy access graphics interface text and eventual failures by "Touch Screen" on swivelling support;
- Heavy duty construction: mainly built in stainless steel and designed for easy cleaning;
- Ergonomic design which offers the maximum visibility of the working process and easy operator access;
- Format changeover operations result simple, fast and are possible also in automatic mode;
- Products grouping station with brake spacing system to separate the packages;
- Main guiding chain with servo motors to optimise the movements;
- Large film magazine with automatic reel changing system.

PACKS INFEED STATION

The are three couples of tooth belts for each line, them are moved by planetary gear and brushless motors.



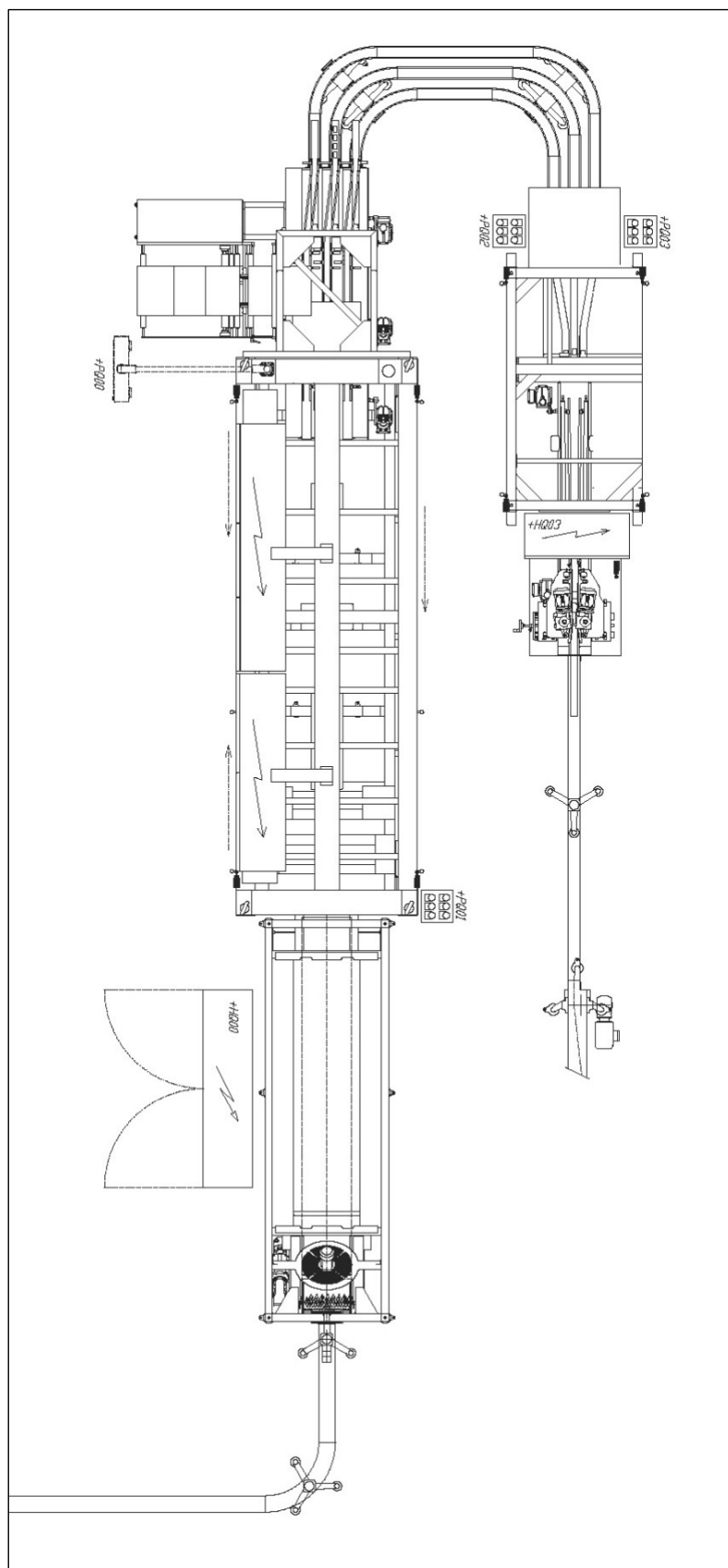
The machine is supplied with “user friendly” interface to allow an interactive dialogue between operator and machine , with an easy understanding of text and graphics by means of Touch-Screen display panel. The operator process is displayed by means of a HMI

display with the following main functions:

- recall of the selected packaging format record;
- easy fault finding diagnostic by means of machine visualisation.



Working cycle



The machine has been designed and manufactured to function in automatic mode. The operator is only asked to check the operation cycle and to intervene in case of malfunctions, reel or format changes.

The infeed diverter feeds the single packs to the infeed lines.

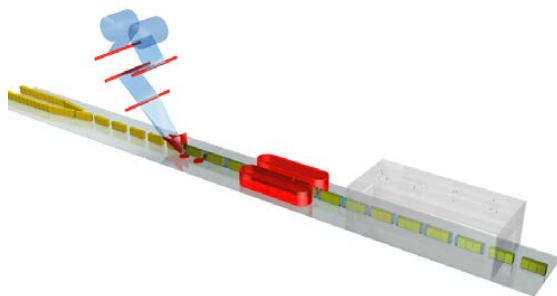
The device turns the packs present on the line.

The formation inserting device dispenses and accompanies the 3x1 or 3x2 formations at the machine infeed.


The film coming from the external reel unwinder is wrapped around the formations from the top towards the bottom. First a horizontal seal is made underneath the pack and then the cutting & sealing device makes the vertical seals at the beginning and at the end of the pack.

The formations wrapped in film are then guided by the dosing device to the infeed of the shrink-wrapping tunnel.

The formations are shrink-wrapped and subsequently sent to the outfeed.



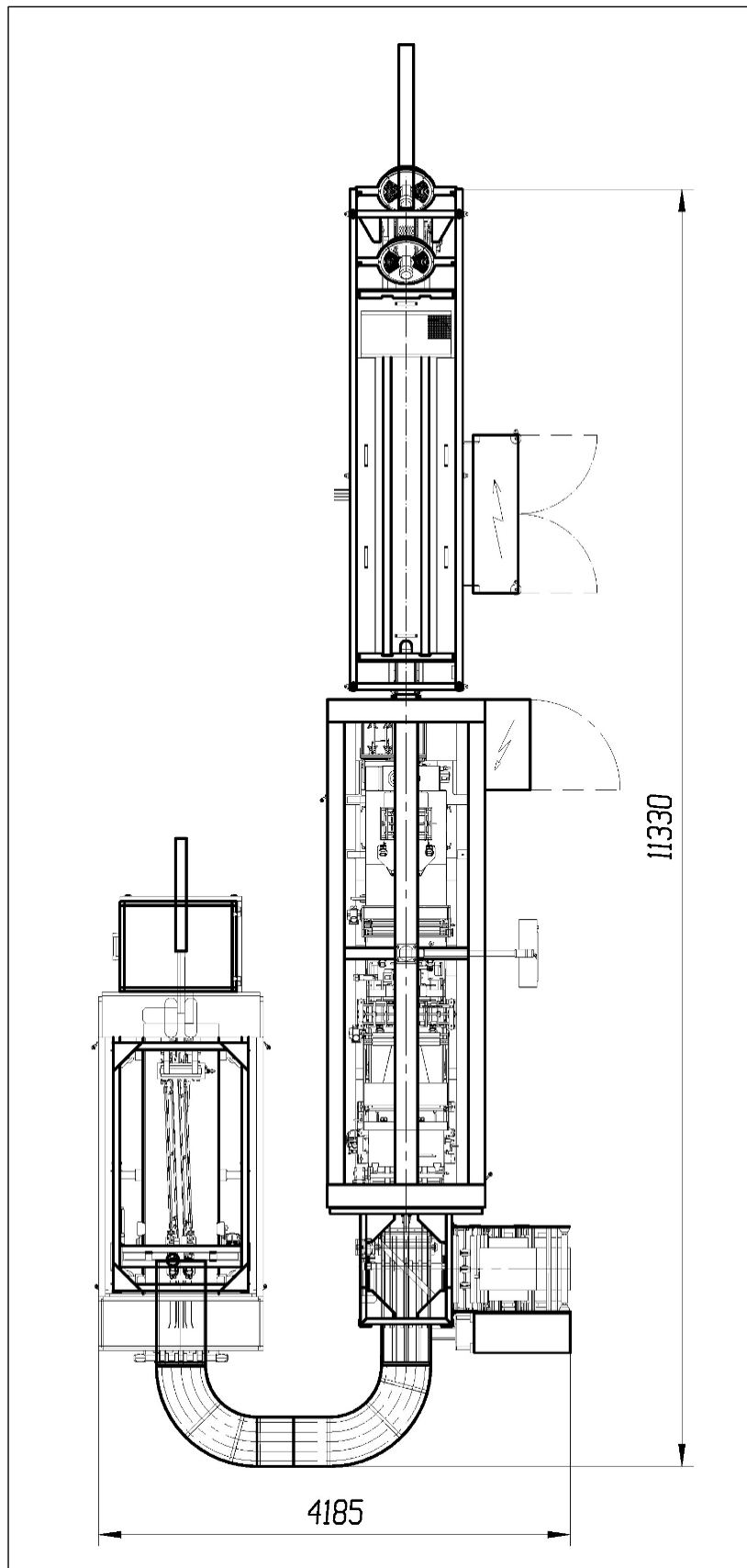
Machine data



TRM-369 FP TECHNICAL FEATURES

Secondary packaging	Shrink-wrapped multipacks
Electrical connections	Power: 35 Kw 3 x 400 V, 50 Hz + neutral + protected hearth Medium: 6 Kw Maximum: 10kw
Electrical consumption	Medium 18 kw - Maximum 20 kw
Air supply	6 bar minimum, clean, dry
Available formats	3x1 - 3x2
Film thickness	30 ÷ 35 µm
Material	LDPE (polyethylene)
Core reel diameter	76,20 mm
Maximum reel diameter	500 mm
Reel width range	From 250 mm to 600 mm

Machine layout





The background of the entire page is composed of several diagonal stripes in various shades of blue, ranging from a light sky blue to a deep navy blue. These stripes run from the bottom-left towards the top-right, creating a sense of movement and depth.

mariani-it.com